

# Fast Recovery Rectifier

## RS2K--RS2M

### Features

- For surface mounted applications
- Ideal for automated placement
- Low forward voltage drop
- High surge current capability
- RoHS Compliant



### Mechanical Data

- Case: SMB molded plastic
- Molding compound, UL flammability classification rating 94V-0
- Terminals: Solder plated, solderable per MIL- STD-202, Method 208
- Polarity: Color band denotes cathode end

### Maximum Ratings (@T<sub>A</sub> = 25°C unless otherwise specified)

Characteristic	Symbol	RS2K	RS2M	Units
Peak repetitive reverse voltage	V <sub>RRM</sub>	800	1000	V
RMS reverse voltage	V <sub>RMS</sub>	560	700	V
DC blocking voltage	V <sub>DC</sub>	800	1000	V
Maximum average forward output current	I <sub>F(AV)</sub>	2.0		A
Peak forward surge current, 8.3ms single half-sine-wave	I <sub>FSM</sub>	50		A

### Thermal Characteristics

Parameter	Symbol	RS2K	RS2M	Units
Typical thermal resistance (Note 1)	R <sub>θJA</sub>	60		°C /W
	R <sub>θJC</sub>	23		
	R <sub>θJL</sub>	25		
Operating junction temperature range	T <sub>J</sub>	- 55 ---- + 150		°C
Storage temperature range	T <sub>STG</sub>	- 55 ---- + 150		°C

Note:

1. Device mounted on PCB with 10 mm x 20 mm x 0.1mm copper pad areas

# Fast Recovery Rectifier

# RS2K--RS2M

## Electrical Characteristics (@ $T_A = 25^\circ\text{C}$ unless otherwise specified)

Parameter	Symbol	Test conditions		Typ.	Max.	Units
Maximum instantaneous forward voltage	$V_F$	$I_F=2.0\text{A}$	@ $T_A=25^\circ\text{C}$	--	1.3	V
Maximum Reverse current	$I_R$	Rated $V_R$	@ $T_A=25^\circ\text{C}$	--	5	$\mu\text{A}$
			@ $T_A=125^\circ\text{C}$	--	200	
Maximum Reverse Recovery Time	$t_{rr}$	$I_F=0.5\text{A}, I_{RM}=1\text{A}, I_{R(REC)}=0.25\text{A}$		--	500	ns

# Fast Recovery Rectifier

## RS2K--RS2M

### Ratings and Characteristic Curves ( $T_A=25^{\circ}\text{C}$ unless otherwise noted)

Fig.1-Forward Current Derating Curve

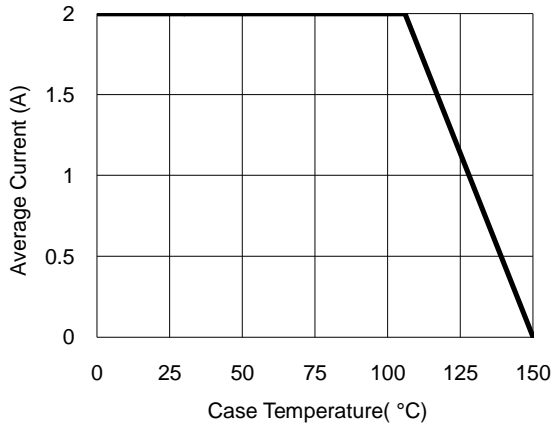


Fig.2- Surge Current Derating Curve

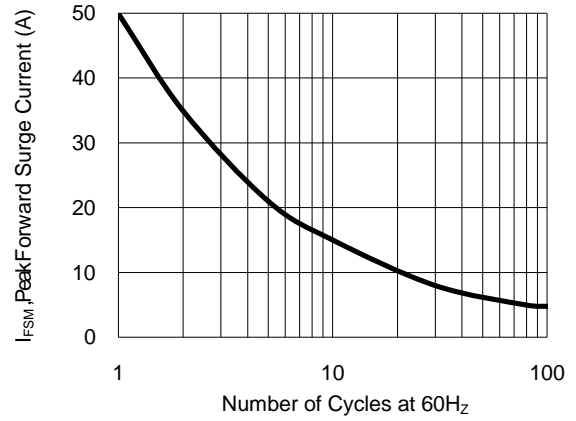


Fig.3- Typical Forward Voltage Characteristic

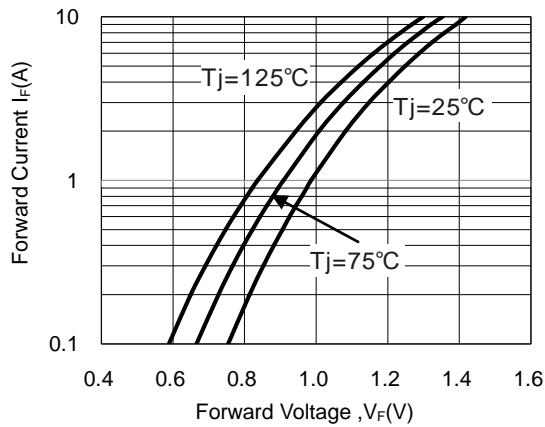
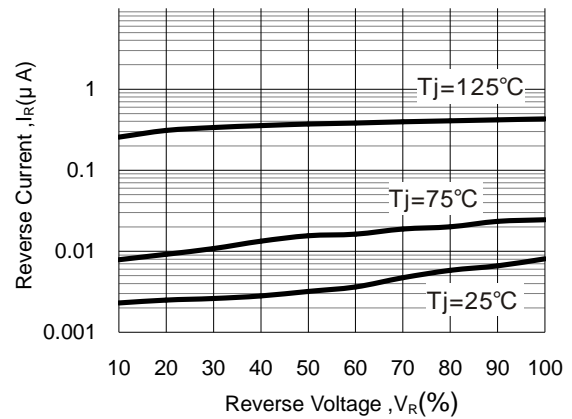


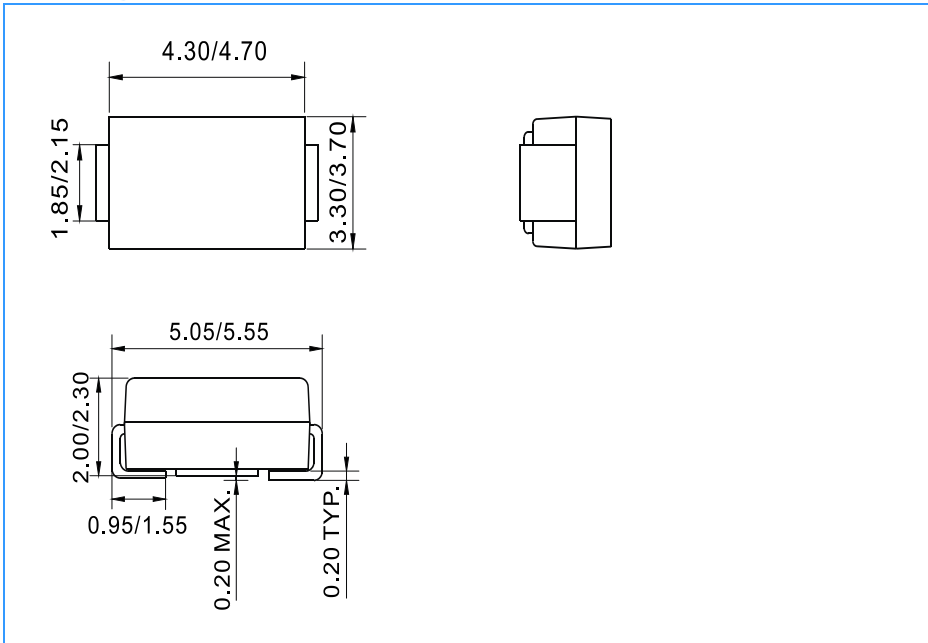
Fig.4- Typical Reverse Characteristic



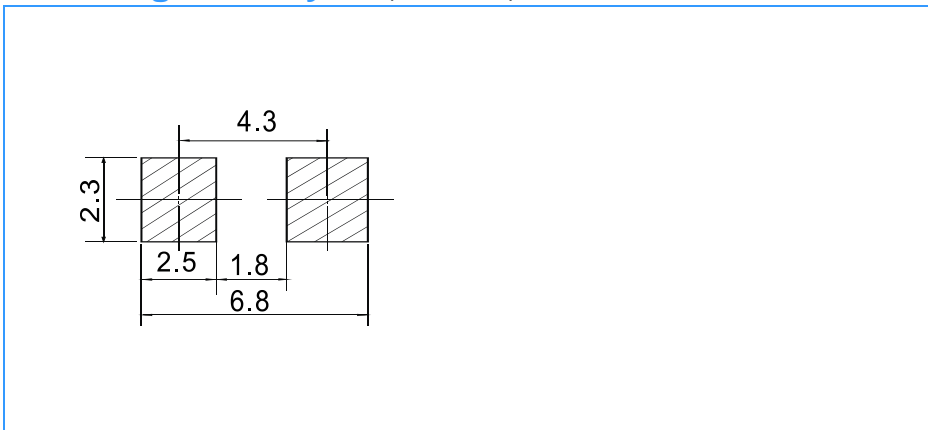
# Fast Recovery Rectifier

RS2K--RS2M

## Package Outline Dimensions(unit:mm)



## Mounting Pad Layout(unit:mm)



## Ordering Information

Part No.	Marking	Package	Shipping
RS2K	RS2K	SMB	3000 / Tape&Reel
RS2M	RS2M	SMB	3000 / Tape&Reel